

INCA
GLOW

www.incaglow.com



What is Inca Glow

Over 20 years in the making, **Inca Glow™** is the first smoothing system of its kind and is already revolutionizing the professional beauty industry. Formulated with all natural, organic ingredients, Inca Glow contains 11 amino acids and **ZERO** harsh chemicals. Inca Glow will not burn or irritate the scalp, has no offensive odor and is 100% safe for use on all hair types. Why wait for a better smoothing system, BETTER is here.



Amino Acid Smoothing System

INCA
GLOW

- **Smoothing/Anti-Frizz Formula**
- **Nourishes & Conditions**
- **Able To Add Warm & Cool Tones**
- **Creates Unsurpassed Shine**
- **Last Up To 16 Weeks**

Amino Acid Smoothing System





Features & Benefits

Formulated With Inca Oil

An ORGANIC oil extracted from the seed of the Inca plant, is rich in Omega 3, 6 & 9, vitamins A & E and saturated fats. Inca Oil provides the ionic chemistry that allows Inca Glow to TAME, TREAT and TONE the hair all of one system.

Non-Keratin System

Inca Glow uses an Amino Acid Complex that allows the product to provide long lasting anti-frizz effect while smoothing and adding shine without the drying and damage sometimes associated with Keratin Straighteners

Safe & Gentle

ABSOLUTELY No Formaldehyde or Formaldehyde substitutes which means no harsh odors, no burning eyes and absolutely NO health risks. No large protein molecules means no need for ammonia or ammonia like chemicals that dry the hair

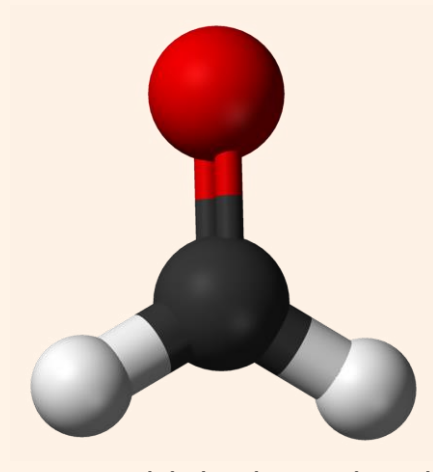
Amino Acid Smoothing System



INCA
GLOW

No Formaldehyde:

- No Burning/Irritation to the Scalp
- No Offensive Odor
- No Health Risks for You & Your Guest



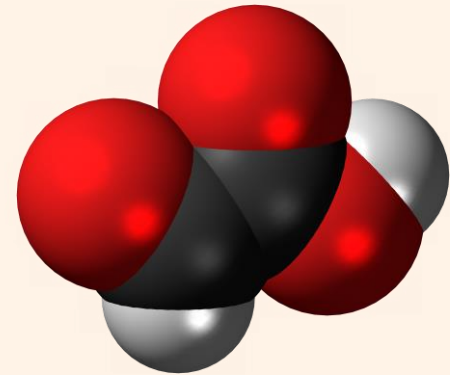
Formaldehyde Molecule



INCA
GLOW

No Glyoxylic Acid:

- Formaldehyde sub
- Reacts the same once hit with heat
- Same long term effects to the hair



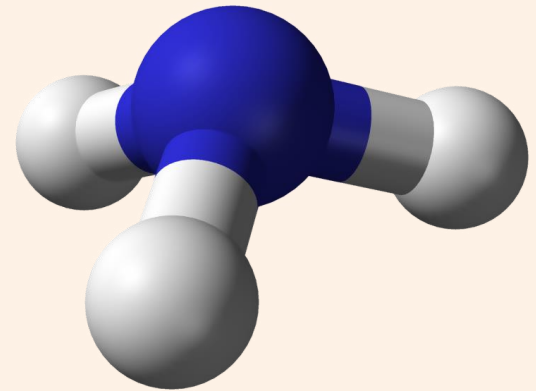
Glyoxylic Acid



INCA
GLOW

No Ammonia:

- Non-Alkaline Product
- Less Structural Damage
- Non Drying to the Hair



Ammonia Molecule



INCA
GLOW

pH

1





What INCA GLOW IS!

Non-Keratin Smoothing Complex

- True Anti-Frizz Formula
- No Drying
- No Breaking





What INCA GLOW IS!

Organic Amino Acid Complex


INCA OIL:

Mega Omega Oil. Nourishes &
replenishes the hair.



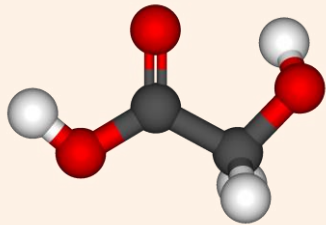
INCA OIL

INCA GLOW



What INCA GLOW is !

INCA GLOW



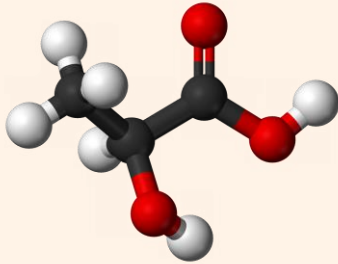
Glycolic Acid



Natural Sugars



Moisturizing



Lactic Acid



Milk & Sugars



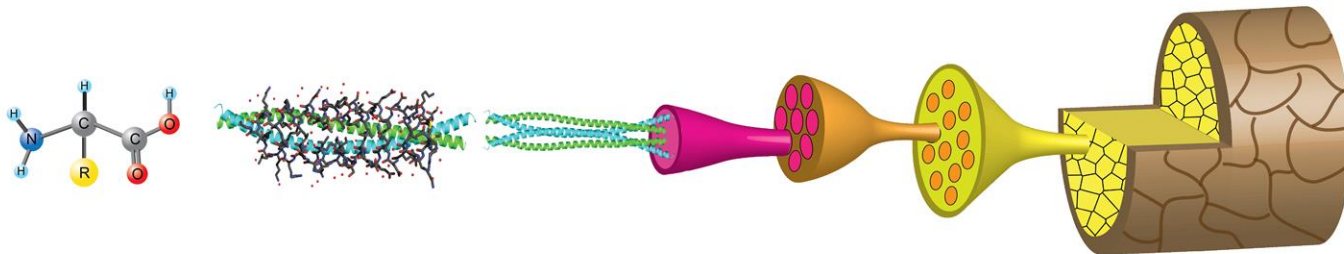
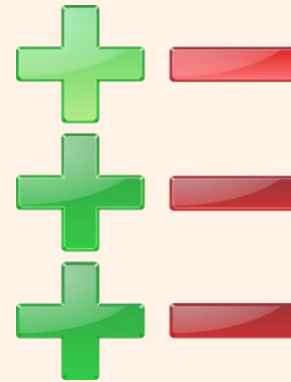
Hydrates/pH Equalizer



INCA GLOW

How INCA GLOW works !

- Softens the Hydrogen Bond.
- Reshapes Using the Heat as the Primary Source of Reduction
- Replaces, Does Not Deplete Nourishment





How INCA GLOW works !

	STEP 1	STEP 2		STEP 3	STEP 4
HAIR TYPE	Cleanse the hair 1 - 2 times using pre glow clarifying shampoo to eliminate any build-up on the hair prior to Inca Glow application	Dry the hair approximately 50%- 80%. Apply the recommended mixture of Inca Glow (see Hair Type for mixture recommendations) ¼" from the scalp through to the ends or to the previously lightened/damaged point of the hair.		After processing time in complete, rinse the hair to remove the proper amount of Inca Glow prior to Step 4. Refer to Hair Type to determine how much of the product to rinse for the hair. Blow dry hair 100%	Pass a flat iron (set at the recommended temperature determined by Hair Type) rapidly over 1/8 to 1/4 partings of the hair to seal the cuticle of the hair. When you see shine you are sealed.
	RECOMMENDED SHAMPOO TYPE	INCA GLOW MIXTURE	PROCESSING TIME	RINSE PERCENTAGE	IRON TEMPERATURE GUIDELINE
Virgin	Clarifying Shampoo	Equal parts platinum and regular formula	45 - 60 minutes	Rinse only until color begins to dilute and fade, leaving approximately 20% in the hair.	400 - 450 degrees
Virgin Resistant	Clarifying Shampoo	Equal parts platinum and regular formula	Up to 80 minutes	Rinse only until color begins to dilute and fade, leaving approximately 80% in the hair.	400 - 450 degrees
Previously Colored/ Treated	Clarifying Shampoo	Equal parts platinum and regular formula	30 - 60 minutes	Rinse product until water runs 100% clear from the hair.	350 - 450 degrees
Prelightened/ Damaged	Clarifying Shampoo For extremely damaged hair, a hydrating treatment is recommended prior to performing a Inca Glow Service.	Equal parts platinum and regular formula you may add more platinum to cool or less to create warmth	Apply 1/4 inch from the scalp to point of previous damage, process 15 minutes. Bring remaining product through the ends, process additional 15 minutes	Rinse product until water runs 100% clear from the hair.	350 - 375 degrees

NOTE: For previously color treated and damaged hair; Set flat iron heat 10 degrees lower than recommended to begin. Turn heat up 10 degrees at a time if needed until you see shine.





THE INCA GLOW-OUT

AN EXPRESS SERVICE THAT CAN LAST UP TO 4 WEEKS!

WHETHER YOU WANT TO EXTEND YOUR TREATMENT OR TRY A SAMPLE OF WHAT YOU HAVE BEEN MISSING!

STEP 1	STEP 2	STEP 3	STEP 4
Shampoo with Moisturizing Shampoo followed by Moisturizing Conditioner. Rinse 100%. Towel Dry.	Mix equal parts Inca Glow Platinum with water in an airtight misting spray bottle. Shake Well	Lightly mist the hair brushing/combing through out the hair. Do Not over saturate.	Blow dry 100%. Set iron temperature according to hair type. 350 – 450 degrees starting low increasing by 10 degrees as needed. Use ½" to 1" sections.

NOTE: For optimal results use Professional Sulfate Free Shampoo and Conditioner and once a week Masque for aftercare.



INCA
GLOW